

Signify Classified - Internal
Cooper Lighting Solutions Photometric Lab
1121 Highway 74 South
Peachtree City, GA 30269



Scaled data based on original data using
LM-79-08 Approved Method: Electrical and Photometric Measurements of Solid-
State Lighting Products

Test Report Prepared for
Cooper Lighting Solutions
(formerly Eaton)

Brand: STREETWORKS

Report Number: P870121

Luminaire Tested: **MEM2-HTN-SA-120-830-U-T5R**

Issue Date: 08/21/2024



Test Information

Test Method: LM-79-08
Report Number: P870121
Test Lab: INNOVATION CENTER(G3)
Issue Date: 08/21/2024
Manufacturer: COOPER LIGHTING SOLUTIONS (FORMERLY EATON)
Product Line: STREETWORKS
Catalog Number: MEM2-HTN-SA-120-830-U-T5R
Description: EPIC MODERN TALL HOUSING DISCRETE LED ARRAYS 120W 80CRI 3000K
FIXTURE w/ TYPE V ROUND DISTRIBUTION OPTIC
Light Source: (20) 3000K CCT, 80 CRI LEDS
Ballast/Driver: ELECTRONIC DRIVER

Summary

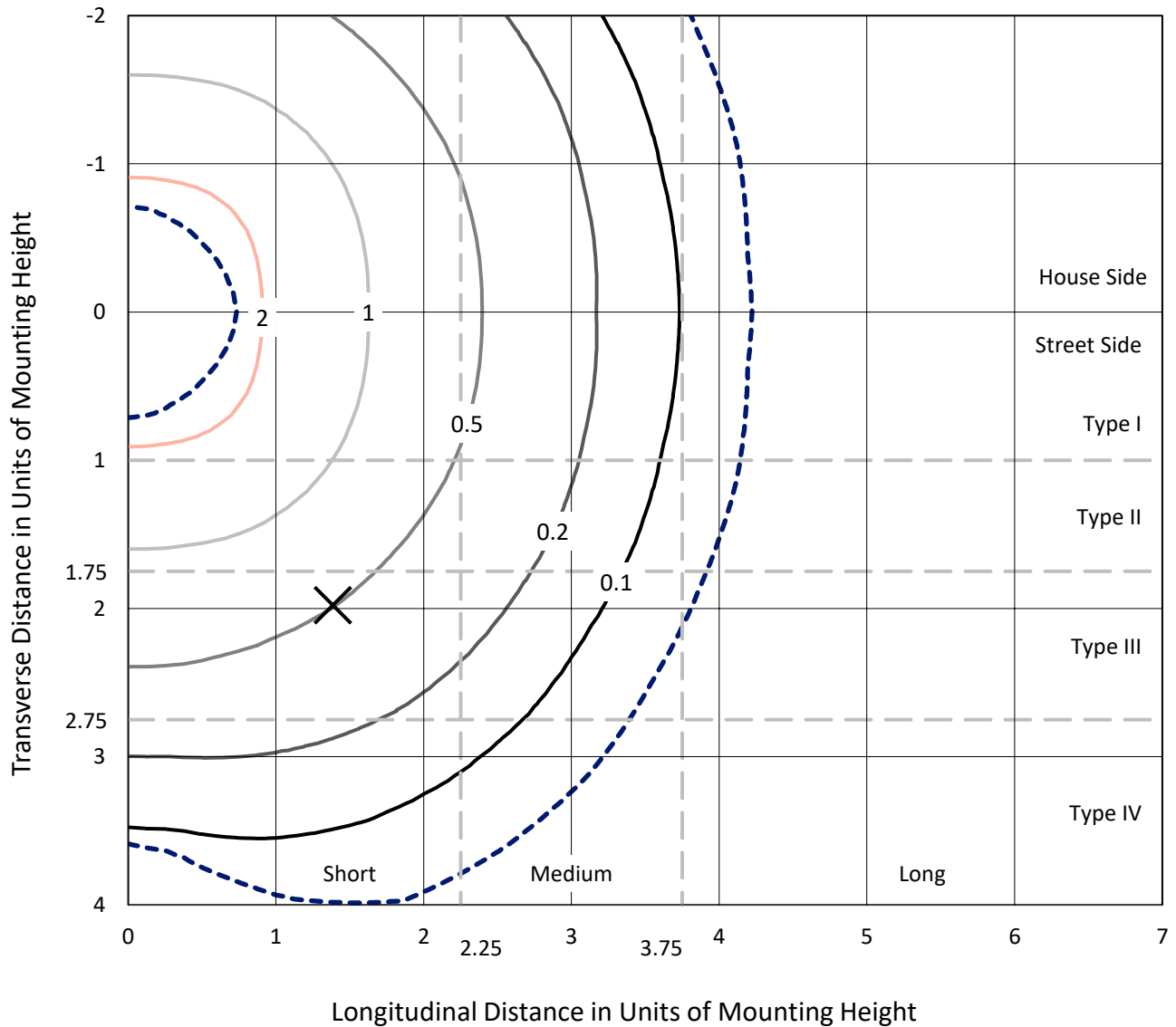
Lumens per Lamp: N/A
Luminaire Lumens: 12306.6 lumens
Efficiency: N/A
Efficacy: 121.8 lumens/watt
Luminous Opening: Rectangular (W 0.67' x L: 0.33' x H: 0')
IES Classification: Type V - Short
BUG Rating: B4 - U0 - G2

Input Watts (W): 101
Input Voltage (V): 120
Input Current (A_{in}): NR
Voltage Rise (V): NR
Power Factor: 0.99
Total Harmonic Distortion (THDi): 9.45%
Frequency (hertz): 60
Stabilization Time: NR
Operation Time: NR
Ambient Temperature (°C): NR
Test Distance: 24 FT

REPORT NUMBER: P870121
 CATALOG NUMBER: MEM2-HTN-SA-120-830-U-T5R

Iso-Footcandle Lines of Horizontal Illumination

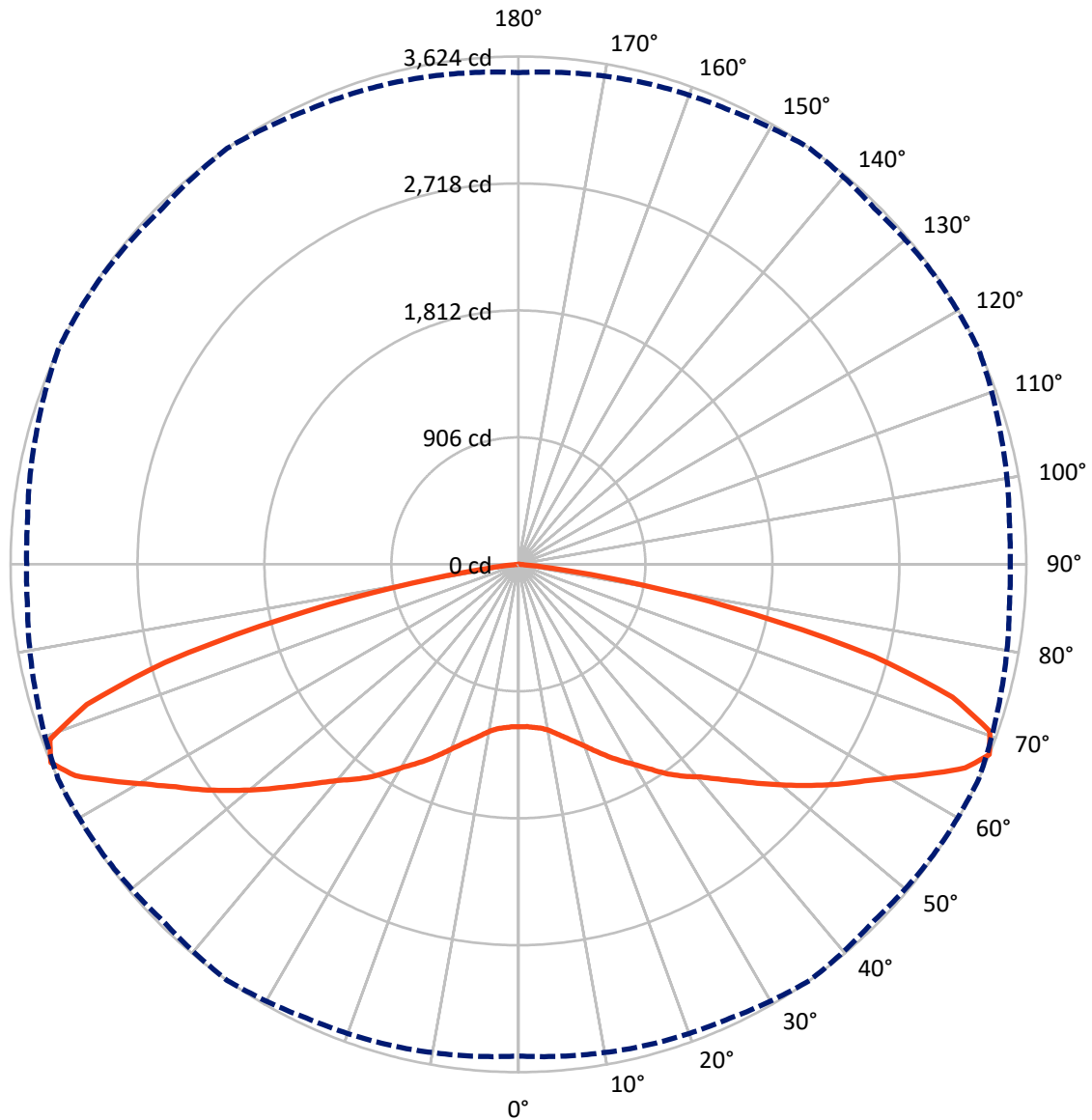
× Max cd
 - - - 1/2 Max cd



Based on 20 foot mounting height. Maximum calculated value = 2.9 fc
 Type V - Short - N/A

REPORT NUMBER: P870121
CATALOG NUMBER: MEM2-HTN-SA-120-830-U-T5R

Luminous Intensity Polar Plot



— Vertical Plane Through 35-Deg Lateral - - - Horizontal Cone Through 67.5-Deg Vertical

REPORT NUMBER: P870121
 CATALOG NUMBER: MEM2-HTN-SA-120-830-U-T5R

FLUX DISTRIBUTION:

		Downward	Upward	Total
House Side	Lumens	6153.3	0.0	6153.3
	% Fixture	50.0	0.0	50.0
Street Side	Lumens	6153.3	0.0	6153.3
	% Fixture	50.0	0.0	50.0
Total	Lumens	12306.6	0.0	12306.6
	% Fixture	100.0	0.0	100.0

Coefficient of Utilization

ZONAL LUMENS:

Zone	Lumens	% Fixture
0°-10°	112.7	0.9
10°-20°	369.5	3.0
20°-30°	706.1	5.7
30°-40°	1141.1	9.3
40°-50°	1670.2	13.6
50°-60°	2395.0	19.5
60°-70°	3356.8	27.3
70°-80°	2368.6	19.2
80°-90°	186.5	1.5
90°-100°	0.0	0.0
100°-110°	0.0	0.0
110°-120°	0.0	0.0
120°-130°	0.0	0.0
130°-140°	0.0	0.0
140°-150°	0.0	0.0
150°-160°	0.0	0.0
160°-170°	0.0	0.0
170°-180°	0.0	0.0
0°-90°	12306.6	100.0
0°-180°	12306.6	100.0



REPORT NUMBER: P870121

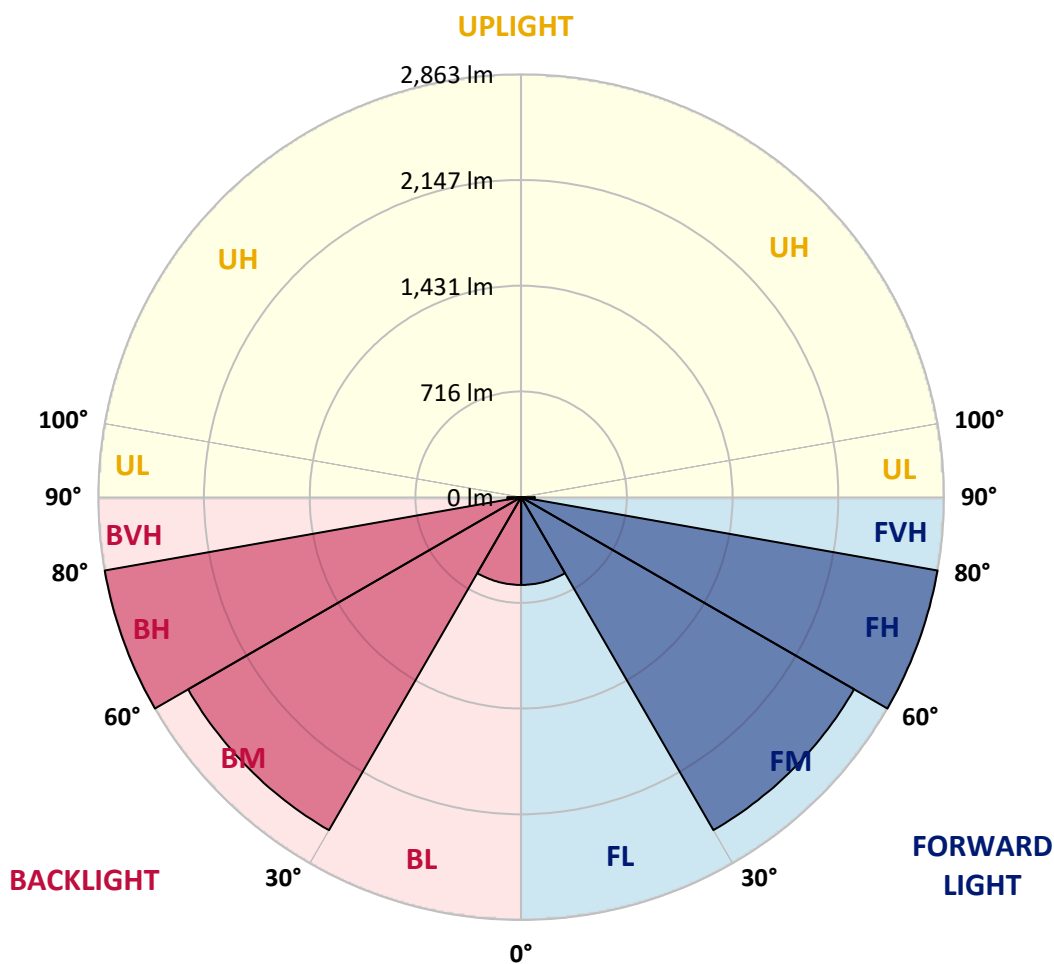
CATALOG NUMBER: MEM2-HTN-SA-120-830-U-T5R

LUMINAIRE CLASSIFICATION SYSTEM LUMEN TABLE AND BUG RATING:

Zone	Lumens	% Fixture	Zone Rating/Lumen Limit		
			B	U	G
FL (0°-30°)	594.2	4.8			
FM (30°-60°)	2603.2	21.2			
FH (60°-80°)	2862.7	23.3			G2/5000
FVH (80°-90°)	93.2	0.8			G1/100
BL (0°-30°)	594.2	4.8	B2/1000		
BM (30°-60°)	2603.2	21.2	B3/5000		
BH (60°-80°)	2862.7	23.3	B4/5000		G2/5000
BVH (80°-90°)	93.2	0.8			G1/100
UL (90°-100°)	0.0	0.0		U0/0	
UH (100°-180°)	0.0	0.0		U0/0	

BUG Rating: B4-U0-G2

Type V Short





REPORT NUMBER: P870121

CATALOG NUMBER: MEM2-HTN-SA-120-830-U-T5R

CANDELA DISTRIBUTION (FULL):

	0°	5°	15°	25°	35°	45°	55°	65°	75°	85°	90°
0°	1159.3	1159.3	1159.3	1159.3	1159.3	1159.3	1159.3	1159.3	1159.3	1159.3	1159.3
2.5°	1166.4	1164.0	1161.6	1161.6	1159.3	1161.6	1159.3	1161.6	1159.3	1159.3	1159.3
5°	1173.6	1171.2	1171.2	1171.2	1168.8	1168.8	1168.8	1168.8	1166.4	1164.0	1166.4
7.5°	1180.8	1180.8	1178.4	1183.2	1180.8	1183.2	1183.2	1185.6	1180.8	1178.4	1180.8
10°	1200.0	1200.0	1200.0	1204.8	1204.8	1211.9	1211.9	1214.3	1211.9	1207.2	1207.2
12.5°	1240.7	1238.3	1238.3	1238.3	1243.1	1247.9	1252.7	1252.7	1250.3	1243.1	1243.1
15°	1286.2	1291.0	1286.2	1283.8	1286.2	1291.0	1295.8	1295.8	1293.4	1291.0	1291.0
17.5°	1341.3	1343.7	1338.9	1334.1	1334.1	1341.3	1343.7	1343.7	1341.3	1336.5	1336.5
20°	1389.2	1391.6	1391.6	1389.2	1391.6	1396.4	1398.8	1401.2	1394.0	1386.8	1386.8
22.5°	1429.9	1432.3	1437.1	1446.7	1456.2	1461.0	1458.6	1458.6	1446.7	1439.5	1437.1
25°	1480.2	1487.4	1497.0	1508.9	1525.7	1537.7	1532.9	1523.3	1513.7	1499.4	1497.0
27.5°	1578.4	1578.4	1568.8	1573.6	1592.8	1604.7	1600.0	1592.8	1573.6	1564.0	1561.6
30°	1655.0	1655.0	1655.0	1650.3	1662.2	1676.6	1671.8	1659.8	1650.3	1645.5	1645.5
32.5°	1729.3	1724.5	1731.7	1741.3	1746.1	1750.9	1750.9	1741.3	1724.5	1717.3	1717.3
35°	1798.8	1803.5	1810.7	1825.1	1837.1	1829.9	1817.9	1810.7	1794.0	1779.6	1779.6
37.5°	1865.8	1870.6	1877.8	1899.4	1918.5	1916.1	1901.7	1882.6	1861.0	1849.1	1841.9
40°	1913.7	1916.1	1935.3	1968.8	1995.2	2004.7	1992.8	1966.4	1932.9	1908.9	1911.3
42.5°	1971.2	1976.0	2007.1	2055.0	2093.4	2107.7	2091.0	2055.0	2007.1	1976.0	1976.0
45°	2055.0	2057.4	2098.1	2158.0	2208.3	2232.3	2208.3	2158.0	2095.8	2064.6	2062.2
47.5°	2138.9	2146.1	2191.6	2263.4	2337.7	2366.4	2340.1	2275.4	2201.1	2162.8	2158.0
50°	2234.7	2239.5	2294.6	2392.8	2476.6	2514.9	2481.4	2399.9	2318.5	2270.6	2273.0
52.5°	2328.1	2342.5	2416.7	2519.7	2620.3	2663.4	2615.5	2526.9	2440.7	2395.1	2392.8
55°	2467.0	2483.8	2548.4	2663.4	2768.8	2816.7	2771.2	2673.0	2579.6	2529.3	2519.7
57.5°	2641.8	2651.4	2708.9	2826.3	2914.9	2960.4	2934.1	2843.0	2754.4	2692.1	2680.2
60°	2840.6	2850.2	2895.7	3015.5	3087.3	3120.9	3111.3	3058.6	2998.7	2970.0	2962.8
62.5°	3123.3	3125.7	3149.6	3219.1	3290.9	3305.3	3281.4	3269.4	3288.5	3257.4	3264.6
65°	3446.6	3446.6	3439.4	3449.0	3504.1	3487.3	3470.6	3523.3	3513.7	3461.0	3451.4
67.5°	3508.9	3523.3	3552.0	3573.6	3623.9	3592.7	3614.3	3623.9	3564.0	3516.1	3508.9
70°	3140.0	3156.8	3317.3	3415.5	3568.8	3597.5	3528.1	3492.1	3425.1	3336.4	3312.5
72.5°	2141.3	2225.1	2687.4	3003.5	3238.2	3274.2	3235.8	3190.3	3056.2	2986.7	2938.8
75°	1710.1	1755.6	2167.6	2479.0	2617.9	2615.5	2462.2	2411.9	2306.5	2296.9	2306.5
77.5°	1044.3	1053.9	1458.6	1703.0	1719.7	1710.1	1647.9	1609.5	1623.9	1552.1	1564.0
80°	318.6	347.3	550.9	831.1	893.4	864.6	852.7	867.0	881.4	903.0	936.5
82.5°	64.7	81.4	110.2	239.5	273.0	270.7	268.3	297.0	323.3	335.3	407.2
85°	7.2	7.2	9.6	19.2	40.7	64.7	67.1	59.9	91.0	88.6	62.3
87.5°	2.4	2.4	2.4	2.4	2.4	4.8	4.8	4.8	4.8	4.8	4.8
90°	0.0	0.0	0.0	0.0	0.0	0.0	0.0	0.0	0.0	0.0	0.0

Cooper Lighting Solutions Photometric Lab
1121 Highway 74 South
Peachtree City, GA 30269



LM-79-2019: Approved Method: Electrical and Photometric Measurements of Solid-State Lighting Products

Report Prepared for

Cooper Lighting Solutions

Streetworks

Report Number: SP1-2407-157-7

Test Date: 09/05/2024

Luminaire Tested: MEM2-HTN-SA-40-830-U-5WQ

Data in this report applies to families of products including MEM2-HTN-SA-40-830-U-5WQ

Test Information

Test Method: LM-79-2019
 Report Number: SP1-2407-157-7
 Test Lab: COOPER LIGHTING SOLUTIONS
 Photometer: SP1 - 76IN SPHERE
 Measurement Geometry: 4π
 Issue Date: 09/05/2024
 Manufacturer: COOPER LIGHTING SOLUTIONS
 Product Line: Streetworks
 Catalog Number: **MEM2-HTN-SA-40-830-U-5WQ**
 Description: Epic Modern Light Square 40W 5WQ Optic

Spectral Parameters

CCT (K): 3126
 CIE u': 0.2465
 CIE v': 0.5182
 Duv: -0.0004
 CIE x: 0.4277
 CIE y: 0.3997
 CIE z: 0.1727
 Peak Wavelength (nm): 601
 Dominant Wavelength (nm): 582
 Purity: 48.31913
 Rf: 84.4
 Rg: 94.7

CRI (Ra):	82.6		
R1:	81.4	R9:	5.1
R2:	92.2	R10:	82.2
R3:	94.9	R11:	79.8
R4:	80.1	R12:	70.4
R5:	81.8	R13:	84.2
R6:	90.5	R14:	97.9
R7:	81.8	R15:	73.6
R8:	58.0		



Test Conditions

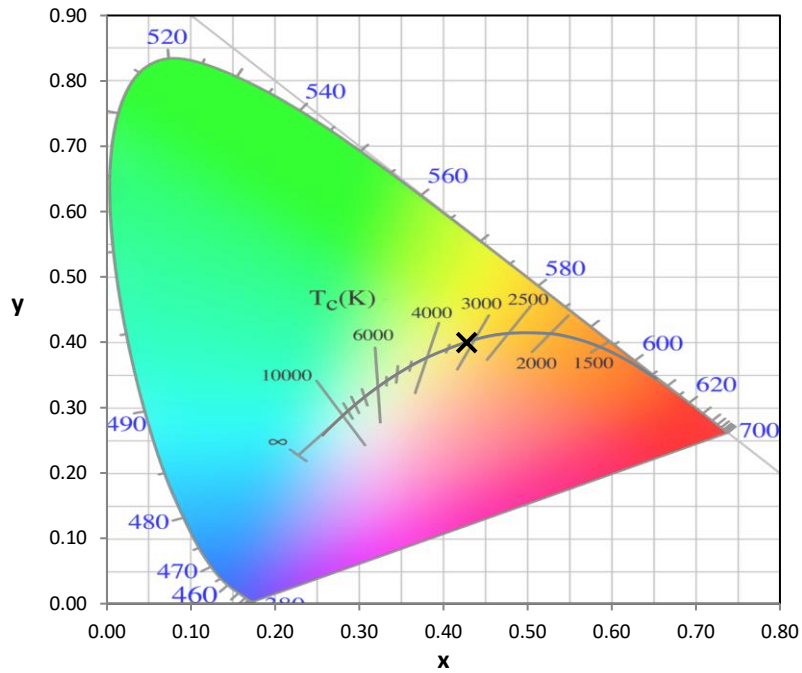
Stabilization Time: 22M
 Operation Time: 1H 22M
 Sphere Temperature (°C): 24.3

REPORT NUMBER: SP1-2407-157-7

Measurement and Test Equipment			
Instrument	Identification Number	Calibration Date	Calibration Due Date
Photometer	IN0058	6/18/2024	12/18/2024
Power Meter	INXT2011004	2/8/2024	2/8/2025
AC Power Source	IN0063	10/24/2023	10/24/2024
DC Power Source	IN0208	10/24/2023	10/24/2024
Sphere Thermometer	IN0085	10/24/2023	10/24/2024
Room Thermometer	IN0046	10/24/2023	10/24/2024

REPORT NUMBER: SP1-2407-157-7

CIE 1931 Chromaticity Diagram



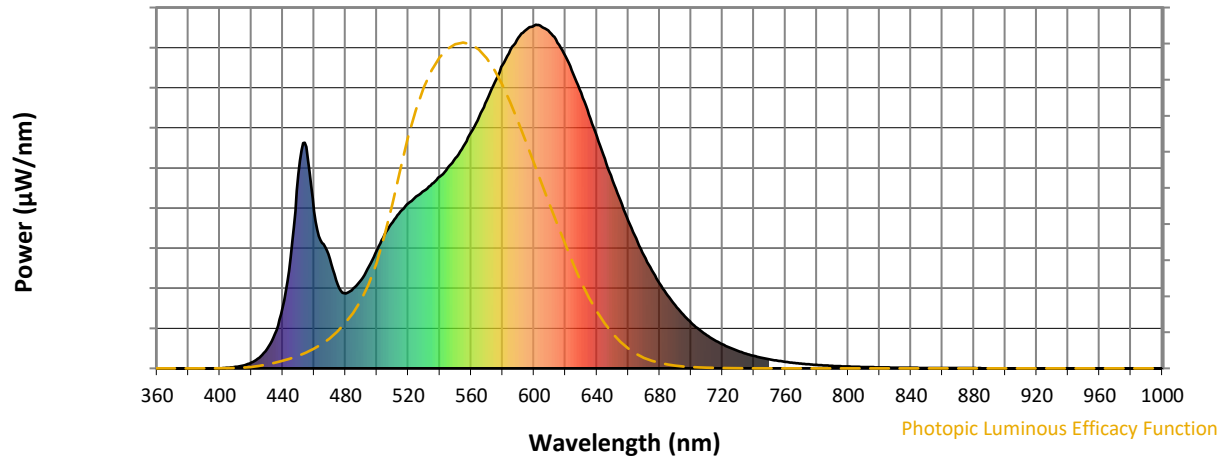
CIE 1931 Chromaticity Diagram with 2017 ANSI 7-Step and 4-Step Quadrangles



Point lies inside the ANSI 3000K 4-step quadrangle

REPORT NUMBER: SP1-2407-157-7

Photopic Flux vs. Wavelength



Photopic Lumens: NR

λ (nm)	Power W [^] /nm	Lumens (φ/nm)	λ (nm)	Power W [^] /nm	Lumens (φ/nm)	λ (nm)	Power W [^] /nm	Lumens (φ/nm)	λ (nm)	Power W [^] /nm	Lumens (φ/nm)	λ (nm)	Power W [^] /nm	Lumens (φ/nm)
360	0	NR	490	258	NR	620	908	NR	750	26	NR	880	1	NR
365	0	NR	495	297	NR	625	857	NR	755	22	NR	885	0	NR
370	0	NR	500	345	NR	630	801	NR	760	19	NR	890	0	NR
375	0	NR	505	391	NR	635	738	NR	765	16	NR	895	0	NR
380	0	NR	510	426	NR	640	675	NR	770	14	NR	900	0	NR
385	0	NR	515	456	NR	645	610	NR	775	12	NR	905	0	NR
390	0	NR	520	480	NR	650	547	NR	780	10	NR	910	0	NR
395	0	NR	525	500	NR	655	488	NR	785	9	NR	915	0	NR
400	0	NR	530	517	NR	660	429	NR	790	7	NR	920	0	NR
405	2	NR	535	538	NR	665	378	NR	795	6	NR	925	0	NR
410	4	NR	540	558	NR	670	328	NR	800	5	NR	930	0	NR
415	9	NR	545	584	NR	675	285	NR	805	5	NR	935	0	NR
420	16	NR	550	611	NR	680	247	NR	810	4	NR	940	0	NR
425	31	NR	555	646	NR	685	212	NR	815	3	NR	945	0	NR
430	56	NR	560	687	NR	690	183	NR	820	3	NR	950	0	NR
435	101	NR	565	731	NR	695	156	NR	825	3	NR	955	0	NR
440	178	NR	570	780	NR	700	133	NR	830	2	NR	960	0	NR
445	323	NR	575	832	NR	705	114	NR	835	2	NR	965	0	NR
450	566	NR	580	883	NR	710	96	NR	840	2	NR	970	0	NR
455	645	NR	585	927	NR	715	82	NR	845	1	NR	975	0	NR
460	457	NR	590	963	NR	720	70	NR	850	1	NR	980	0	NR
465	365	NR	595	985	NR	725	59	NR	855	1	NR	985	0	NR
470	317	NR	600	998	NR	730	50	NR	860	1	NR	990	0	NR
475	244	NR	605	994	NR	735	43	NR	865	1	NR	995	0	NR
480	218	NR	610	978	NR	740	36	NR	870	1	NR	1000	0	NR
485	233	NR	615	947	NR	745	31	NR	875	1	NR			

REPORT NUMBER: SP1-2407-157-7

Scotopic Flux vs. Wavelength



Scotopic Lumens: NR

S/P: 1.42

λ (nm)	Power W^{\wedge}/nm	Lumens (ϕ/nm)	λ (nm)	Power W^{\wedge}/nm	Lumens (ϕ/nm)	λ (nm)	Power W^{\wedge}/nm	Lumens (ϕ/nm)	λ (nm)	Power W^{\wedge}/nm	Lumens (ϕ/nm)	λ (nm)	Power W^{\wedge}/nm	Lumens (ϕ/nm)
360	0	NR	490	258	NR	620	908	NR	750	26	NR	880	1	NR
365	0	NR	495	297	NR	625	857	NR	755	22	NR	885	0	NR
370	0	NR	500	345	NR	630	801	NR	760	19	NR	890	0	NR
375	0	NR	505	391	NR	635	738	NR	765	16	NR	895	0	NR
380	0	NR	510	426	NR	640	675	NR	770	14	NR	900	0	NR
385	0	NR	515	456	NR	645	610	NR	775	12	NR	905	0	NR
390	0	NR	520	480	NR	650	547	NR	780	10	NR	910	0	NR
395	0	NR	525	500	NR	655	488	NR	785	9	NR	915	0	NR
400	0	NR	530	517	NR	660	429	NR	790	7	NR	920	0	NR
405	2	NR	535	538	NR	665	378	NR	795	6	NR	925	0	NR
410	4	NR	540	558	NR	670	328	NR	800	5	NR	930	0	NR
415	9	NR	545	584	NR	675	285	NR	805	5	NR	935	0	NR
420	16	NR	550	611	NR	680	247	NR	810	4	NR	940	0	NR
425	31	NR	555	646	NR	685	212	NR	815	3	NR	945	0	NR
430	56	NR	560	687	NR	690	183	NR	820	3	NR	950	0	NR
435	101	NR	565	731	NR	695	156	NR	825	3	NR	955	0	NR
440	178	NR	570	780	NR	700	133	NR	830	2	NR	960	0	NR
445	323	NR	575	832	NR	705	114	NR	835	2	NR	965	0	NR
450	566	NR	580	883	NR	710	96	NR	840	2	NR	970	0	NR
455	645	NR	585	927	NR	715	82	NR	845	1	NR	975	0	NR
460	457	NR	590	963	NR	720	70	NR	850	1	NR	980	0	NR
465	365	NR	595	985	NR	725	59	NR	855	1	NR	985	0	NR
470	317	NR	600	998	NR	730	50	NR	860	1	NR	990	0	NR
475	244	NR	605	994	NR	735	43	NR	865	1	NR	995	0	NR
480	218	NR	610	978	NR	740	36	NR	870	1	NR	1000	0	NR
485	233	NR	615	947	NR	745	31	NR	875	1	NR			

REPORT NUMBER: SP1-2407-157-7

Melanopic Flux vs. Wavelength



Melanopic Lumens: NR

M/P: 2.79

λ (nm)	Power W [^] /nm	Lumens (φ/nm)	λ (nm)	Power W [^] /nm	Lumens (φ/nm)	λ (nm)	Power W [^] /nm	Lumens (φ/nm)	λ (nm)	Power W [^] /nm	Lumens (φ/nm)	λ (nm)	Power W [^] /nm	Lumens (φ/nm)
360	0	NR	490	258	NR	620	908	NR	750	26	NR	880	1	NR
365	0	NR	495	297	NR	625	857	NR	755	22	NR	885	0	NR
370	0	NR	500	345	NR	630	801	NR	760	19	NR	890	0	NR
375	0	NR	505	391	NR	635	738	NR	765	16	NR	895	0	NR
380	0	NR	510	426	NR	640	675	NR	770	14	NR	900	0	NR
385	0	NR	515	456	NR	645	610	NR	775	12	NR	905	0	NR
390	0	NR	520	480	NR	650	547	NR	780	10	NR	910	0	NR
395	0	NR	525	500	NR	655	488	NR	785	9	NR	915	0	NR
400	0	NR	530	517	NR	660	429	NR	790	7	NR	920	0	NR
405	2	NR	535	538	NR	665	378	NR	795	6	NR	925	0	NR
410	4	NR	540	558	NR	670	328	NR	800	5	NR	930	0	NR
415	9	NR	545	584	NR	675	285	NR	805	5	NR	935	0	NR
420	16	NR	550	611	NR	680	247	NR	810	4	NR	940	0	NR
425	31	NR	555	646	NR	685	212	NR	815	3	NR	945	0	NR
430	56	NR	560	687	NR	690	183	NR	820	3	NR	950	0	NR
435	101	NR	565	731	NR	695	156	NR	825	3	NR	955	0	NR
440	178	NR	570	780	NR	700	133	NR	830	2	NR	960	0	NR
445	323	NR	575	832	NR	705	114	NR	835	2	NR	965	0	NR
450	566	NR	580	883	NR	710	96	NR	840	2	NR	970	0	NR
455	645	NR	585	927	NR	715	82	NR	845	1	NR	975	0	NR
460	457	NR	590	963	NR	720	70	NR	850	1	NR	980	0	NR
465	365	NR	595	985	NR	725	59	NR	855	1	NR	985	0	NR
470	317	NR	600	998	NR	730	50	NR	860	1	NR	990	0	NR
475	244	NR	605	994	NR	735	43	NR	865	1	NR	995	0	NR
480	218	NR	610	978	NR	740	36	NR	870	1	NR	1000	0	NR
485	233	NR	615	947	NR	745	31	NR	875	1	NR			

Summary

$R_f = 84.4$
 $R_g = 94.7$
 $CIE R_a = 82.6$
 $R_9 = 5.1$



Color Vector Graphics

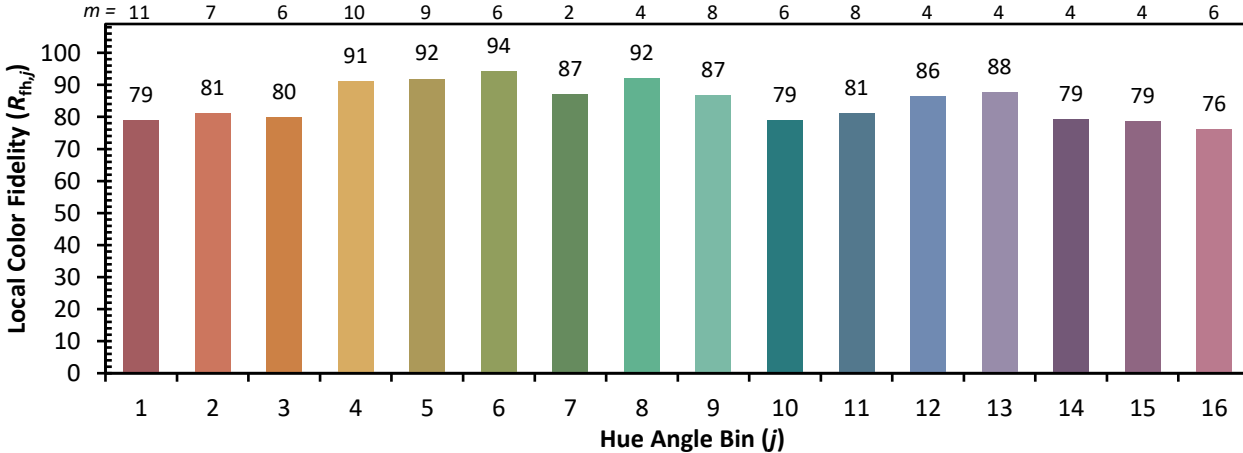


Individual Sample Fidelity Index ($R_{f,i}$)

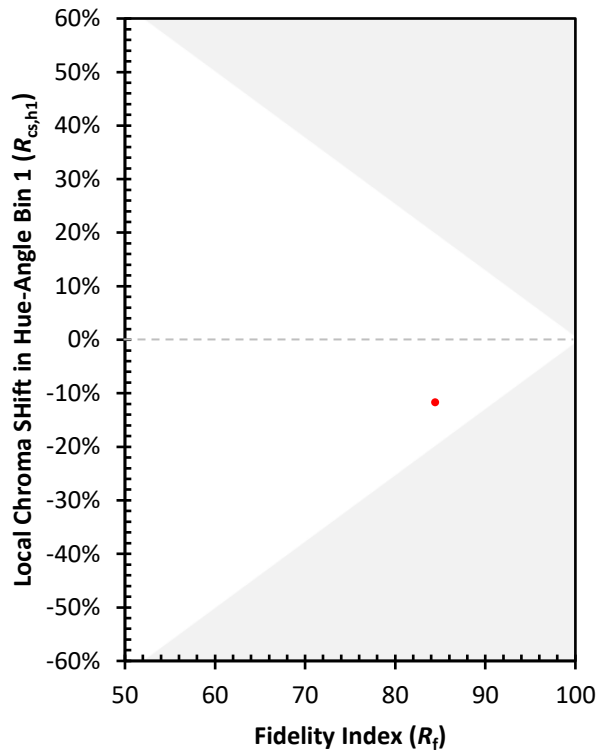
CES01 = 86	CES26 = 86	CES51 = 93	CES76 = 82
CES02 = 63	CES27 = 92	CES52 = 93	CES77 = 84
CES03 = 31	CES28 = 94	CES53 = 89	CES78 = 81
CES04 = 70	CES29 = 92	CES54 = 89	CES79 = 90
CES05 = 49	CES30 = 91	CES55 = 86	CES80 = 89
CES06 = 51	CES31 = 93	CES56 = 85	CES81 = 72
CES07 = 42	CES32 = 85	CES57 = 83	CES82 = 95
CES08 = 41	CES33 = 97	CES58 = 84	CES83 = 94
CES09 = 29	CES34 = 92	CES59 = 91	CES84 = 91
CES10 = 76	CES35 = 96	CES60 = 90	CES85 = 74
CES11 = 59	CES36 = 81	CES61 = 87	CES86 = 68
CES12 = 65	CES37 = 96	CES62 = 83	CES87 = 84
CES13 = 43	CES38 = 86	CES63 = 87	CES88 = 88
CES14 = 74	CES39 = 98	CES64 = 79	CES89 = 75
CES15 = 71	CES40 = 96	CES65 = 78	CES90 = 89
CES16 = 47	CES41 = 96	CES66 = 77	CES91 = 73
CES17 = 50	CES42 = 97	CES67 = 76	CES92 = 63
CES18 = 56	CES43 = 91	CES68 = 80	CES93 = 77
CES19 = 72	CES44 = 99	CES69 = 85	CES94 = 61
CES20 = 66	CES45 = 93	CES70 = 78	CES95 = 73
CES21 = 87	CES46 = 90	CES71 = 74	CES96 = 84
CES22 = 79	CES47 = 94	CES72 = 91	CES97 = 88
CES23 = 92	CES48 = 83	CES73 = 74	CES98 = 85
CES24 = 91	CES49 = 91	CES74 = 90	CES99 = 76
CES25 = 72	CES50 = 93	CES75 = 78	



Color Rendition by Hue-Angle Bin



Measure Comparisons



(END OF REPORT)